

FLOOD PHOTOMETRIC REPORT

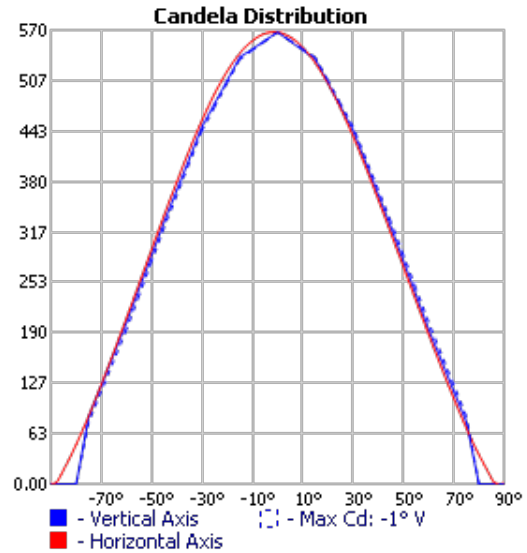
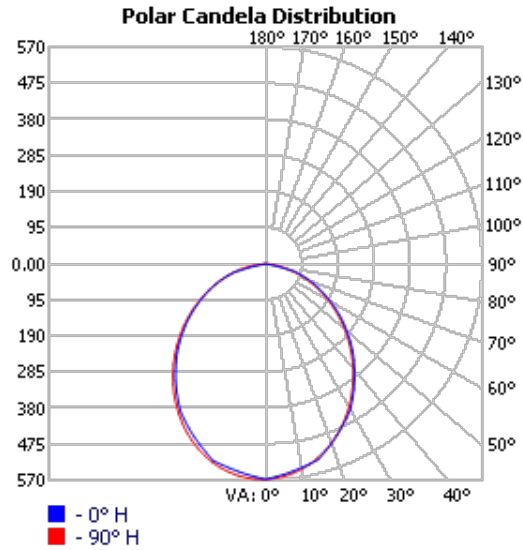
CATALOG: I1206NW - 4000K



MANUFACTURER: PRO-LIGHT
TEST DATE: 2013-09-21
DESCRIPTION: I1206NW - 4000K
LAMP: I1206NW - 4000K
LAMP OUTPUT: 1 LAMP, RATED LUMENS/LAMP: 1177.3
INPUT WATTAGE: 16.1
LUMINOUS OPENING: POINT
NEMA TYPE: 7 X 7
MAX CD: 567.8 AT HORIZONTAL: -1°, VERTICAL: 0°
EFFICIENCY: 117.8%

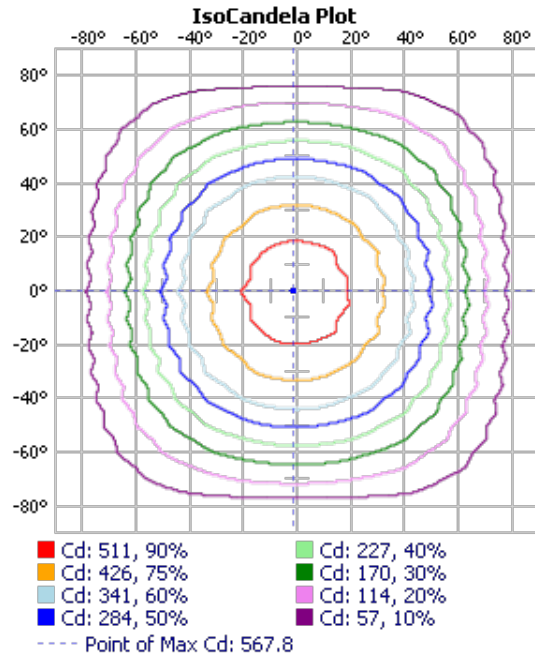
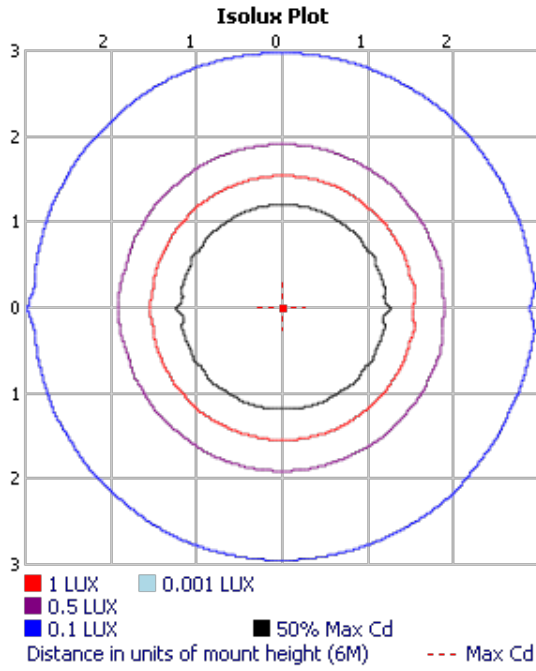
No
Photo
Available

SEE REPORT NOTES **



**FILE DOES NOT INCLUDE SUFFICIENT VERTICAL DATA TO PROPERLY CALCULATE BUG AND LCS UPLIGHT.
**FILE DOES NOT INCLUDE UPPER HEMISPHERE DATA(90-180) AND HAS CD > 0 AT 90° VERTICAL.

VISUAL PHOTOMETRIC TOOL 1.2.46 COPYRIGHT 2017, ACUITY BRANDS LIGHTING.
THIS PHOTOMETRIC REPORT HAS BEEN GENERATED USING METHODS RECOMMENDED BY THE IESNA. CALCULATIONS ARE BASED ON PHOTOMETRIC DATA PROVIDED BY THE MANUFACTURER, AND THE ACCURACY OF THIS PHOTOMETRIC REPORT IS DEPENDENT ON THE ACCURACY OF THE DATA PROVIDED. END-USER ENVIRONMENT AND APPLICATION (INCLUDING, BUT NOT LIMITED TO, VOLTAGE VARIATION AND DIRT ACCUMULATION) CAN CAUSE ACTUAL PHOTOMETRIC PERFORMANCE TO DIFFER FROM THE PERFORMANCE CALCULATED USING THE DATA PROVIDED BY THE MANUFACTURER. THIS REPORT IS PROVIDED WITHOUT WARRANTY AS TO ACCURACY, COMPLETENESS, RELIABILITY OR OTHERWISE. IN NO EVENT WILL ACUITY BRANDS LIGHTING BE RESPONSIBLE FOR ANY LOSS RESULTING FROM ANY USE OF THIS REPORT.



ZONAL LUMEN SUMMARY

ZONE	LUMENS	% LAMP	% LUMINAIRE
0-30	421.8	35.8%	30.4%
0-40	675.7	57.4%	48.7%
0-60	1,141.1	96.9%	82.3%
60-90	246.0	20.9%	17.7%
0-90	1,387.1	117.8%	100%

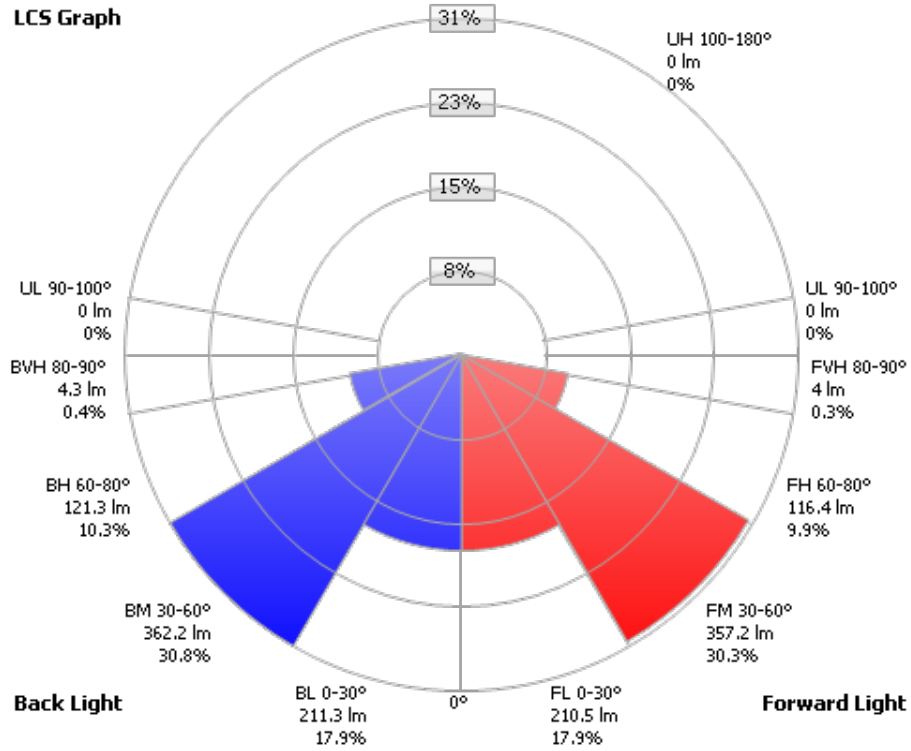
LUMENS PER ZONE

ZONE	LUMENS	% TOTAL
0-10	52.9	3.8%
10-20	149.4	10.8%
20-30	219.5	15.8%
30-40	253.9	18.3%
40-50	250.5	18.1%
50-60	214.9	15.5%
60-70	156.0	11.2%
70-80	81.6	5.9%
80-90	8.4	0.6%

FLOOD SUMMARY

	EFFICIENCY	LUMENS	HORIZONTAL SPREAD	VERTICAL SPREAD
FIELD (10%):	116%	1,365.8	155.9	153
BEAM (50%):	78.6%	925.4	100	100
TOTAL:	117.8%	1,386.8		

LCS Graph



Back Light

Forward Light

Scale = Max LCS %

Trapped Light: 0lm, 0%

CANDELA TABLE - TYPE B

	-90	-80	-70	-60	-50	-40	-30	-20	-10	0	10	20	30	40	50	60	70	80	90	
90	0	0	0	0	0	0	0	0	0	0	0	0	0	0	0	0	0	0	0	0
80	0	0	0	0	0	0	0	0	0	0	0	0	0	0	0	0	0	0	0	0
70	0	7	25	45	65	83	98	109	115	117	114	106	93	78	59	40	20	4	1	1
60	0	15	45	77	109	138	163	181	192	194	189	176	156	130	100	69	38	10	1	1
50	0	24	66	111	156	198	233	260	276	280	272	252	222	185	143	98	55	17	1	1
40	0	33	85	142	199	253	300	335	358	363	352	325	286	237	183	126	72	23	1	1
30	0	40	101	170	239	305	362	408	437	444	430	397	347	287	221	153	87	29	1	1
20	0	45	114	190	267	342	409	462	495	504	487	448	390	320	245	169	96	33	1	1
10	0	48	122	203	286	367	441	499	535	545	527	484	420	344	263	181	103	35	1	1
0	0	50	125	209	295	380	457	519	557	568	549	503	437	358	273	188	108	37	1	1
-10	0	49	122	203	287	368	442	500	537	546	528	485	421	345	264	182	104	36	1	1
-20	0	45	115	191	269	344	412	465	498	507	490	451	392	323	247	171	98	33	1	1
-30	1	41	103	172	241	308	366	413	441	449	435	401	351	290	224	155	89	30	1	1
-40	1	33	87	145	203	257	305	341	363	369	358	331	291	242	187	130	74	24	1	1
-50	1	25	68	114	161	203	239	267	283	287	279	259	229	191	148	102	58	18	1	1
-60	1	16	47	81	114	145	170	189	200	203	198	184	163	137	106	73	40	11	1	1
-70	1	8	27	48	69	88	104	116	123	124	121	113	100	83	64	43	23	5	1	1
-80	0	0	0	0	0	0	0	0	0	0	0	0	0	0	0	0	0	0	0	0
-90	0	0	0	0	0	0	0	0	0	0	0	0	0	0	0	0	0	0	0	0